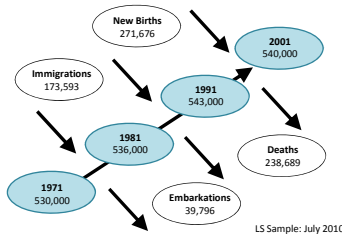


# The ONS Longitudinal Study



## What is the Longitudinal Study?

•The Office for National Statistics Longitudinal Study (ONS LS) is a 1% sample of people in England & Wales. Information held about these people comes from their completed census forms as well as linked information from vital registration systems including births to female sample members, cancer registrations and death of sample members.

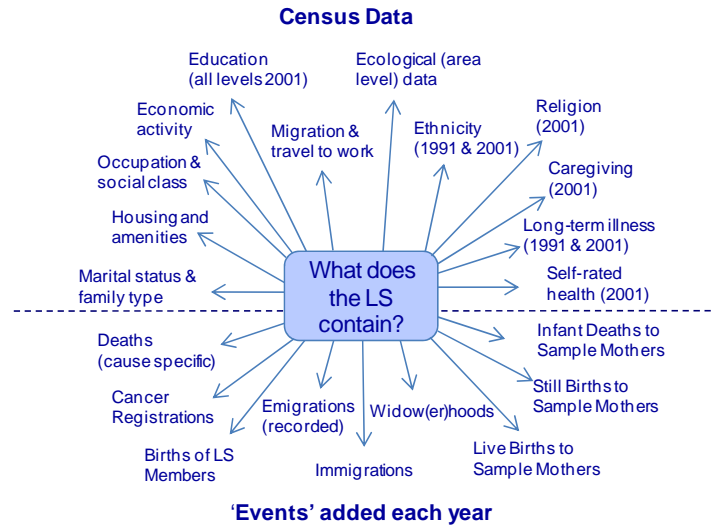


•The original LS sample was taken from the 1971 Census using four annual birth dates. Information for these individuals was then updated using the 1981, 1991 and 2001 Censuses.

•The LS also contains detailed information on co-residents living in the same household as the sample member.

•The LS is a dynamic sample with new members being constantly added through births and immigrations.

## What information does it contain?



## How has the LS been used in academic research?

- Cross-sectional at census point:** 1971, 1981, 1991 or 2001.
- Change between censuses:** investigating the same people at two census points.
- Cross-sequential:** comparing two cohorts e.g. class mobility 1971 to 1991 with class mobility 1981 to 2001.
- Census + events:** mortality, fertility, cancer incidence and survival by census characteristics.
- Life course analysis:** 35 years of follow-up of initial sample members.
- Intergenerational:** adult characteristics of members who were children in 1971 or 1981 by characteristics of their parents.

### Case Study 1:

#### Educational attainment and fertility:

Census data (e.g. educational qualifications) can be linked to vital events data (e.g. timing of first birth).

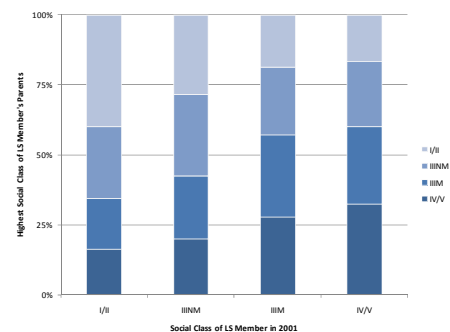
Figure 2: Age at first birth (% distribution) by highest educational qualification in 2001 for sample members aged 5-9 years in 1981.

Age at First Birth	Under 20	20-24	25-29	No children by 30 at 2001	Total
<b>Highest Qualification in 2001</b>					
No qualification	34	13	6	3	9
1 to 4 GCSEs	28	35	29	15	22
5+ GCSEs/ 1 A' Level	26	31	30	25	27
2+ A' Levels or Advanced GNVQs	4	8	10	12	10
Degree or higher	3	8	23	43	29
Other qualifications	5	5	2	1	3
<b>Total (n)</b>	<b>1,174</b>	<b>2,591</b>	<b>1,342</b>	<b>7,761</b>	<b>13,408</b>
<b>%</b>	<b>100</b>	<b>100</b>	<b>100</b>	<b>100</b>	<b>100</b>

### Case Study 2:

**Intergenerational Social Mobility:** Since the LS includes Census returns for all household members, it is possible to compare the characteristics of the sample member's parents in 1971 with his/hers own characteristics in 2001.

Figure 1: Social class (Registrar General's Social Class) of LS sample member aged 36 to 45 in 2001 by highest parental social class in 1971.



## How to access the LS

Centre for Longitudinal Study Information and User Support (CeLSIUS) is funded by the ESRC to provide easy access and support for academics wishing to use the LS.

### CeLSIUS provides:

- Advice** and information about the LS prior to and during the completion of a research project.
- Guides** to using the LS and applying for data.
- Practical research help** such as extracting customised datasets and assisting with analysis.

•**Training and resources**, which can be delivered online at:

[www.celsius.lshtm.ac.uk](http://www.celsius.lshtm.ac.uk)

-Searchable database of publications.

-Information about current and past projects.

-Interactive training modules.

-Data Dictionary.

-Downloadable mini data sets and tables.

CeLSIUS staff: Prof Emily Grundy, Prof Pat Doyle, Lynda Clarke, Chris Marshall, Melissa Neal, Neil Smith & Rachel Stuchbury. For further information or to discuss a potential project using the LS please contact CeLSIUS on +44 (0)207 7299 4634 or email: [celsius@lshtm.ac.uk](mailto:celsius@lshtm.ac.uk)